

180911133149%26meid%3Dd0dfd62c9753470fa894bf58231334a4%26pid%3D101002%26rk%3D1%26rk
t%3D1%26itm%3D254422211310%26pmt%3D0%26noa%3D1%26pg%3D2380057&_trksid=p2380057.c
101002.m4497&_trkparms=pageci%3A10f24649-0b4a-11ea-8c51-
74dbd1801d65%7Cparentrq%3A86f6834b16e0ad31c37252edffec6cf8%7Ciid%3A1

Cheers

sch.4/3/3

If you are not the intended recipient(s), or if you have received this email in error, you are asked to immediately notify the sender by telephone collect on Australia +61 1800 198 175 or by return email. You should also delete this email, and any copies, from your computer system network and destroy any hard copies produced.

If not an intended recipient of this email, you must not copy, distribute or take any action(s) that relies on it; any form of disclosure, modification, distribution and/or publication of this email is also prohibited.

Although Queensland Health takes all reasonable steps to ensure this email does not contain malicious software, Queensland Health does not accept responsibility for the consequences if any person's computer inadvertently suffers any disruption to services, loss of information, harm or is infected with a virus, other malicious computer programme or code that may occur as a consequence of receiving this email.

Unless stated otherwise, this email represents only the views of the sender and not the views of the Queensland Government.

Fisher-Price

Newborn Rock 'n Play Soother™

Special seat design keeps baby comfy & secure.

What makes this seat perfect for newborns is that it's extra deep with a structured insert that surrounds them in comfort and makes them feel secure. The seat is also inclined, which makes napping more comfortable for babies who need their heads elevated. And with help from mom, baby can rock the day away—soothe, nap or play!

- Rocks with a gentle push
- Mesh sides let air flow all around baby
- Toy bunny for soothing & entertaining
- Storage pocket for little extras (Some accessories shown are not included.)
- Washable insert for comfort & support
- Lightweight—easy to move around the house
- Easy push-button fold for portability & storage
- Structured insert keeps baby in comfortable position
- Three-point restraint keeps baby secure

Cuna Mecedora Recién Nacido

¡La silla infantil en la que el bebé puede dormir de la noche a la mañana!

Además de usarla como el lugar ideal para mecer al bebé durante el día, también se puede usar para que el bebé duerma de noche. Incluye un asiento inclinado para que los bebés que necesitan dormir con su cabezita elevada puedan hacerlo cómodamente.

- Se mece con un ligero empujón
- Los lados de malla facilitan la circulación del aire alrededor del bebé
- Conejito de juguete para relajarse y entretener al bebé
- Compartimiento para guardar cosas (Todos los accesorios mostrados no están incluidos.)
- Asiento lavable para comodidad y soporte
- Ligera: Fácil de mover alrededor de la casa
- Se dobla con presionar un botón para guardarla y llevarla a todas partes
- Structured insert keeps baby in comfortable position
- Sujeción de tres puntos para mantener seguro al bebé



Gently rock to soothe baby

¡Cuna para mecer al bebé con una inclinación

Comfortable incline helps babies who need it

¡Cuna para mecer al bebé con una inclinación cómoda

©2000 Fisher-Price, Inc. All rights reserved. Fisher-Price is a registered trademark of Fisher-Price, Inc.

Fisher-Price

Newborn Rock 'n Play Soother

Special seat design keeps baby comfy & secure.

What makes this seat perfect for newborns is that it's extra deep with a structured insert that surrounds them in comfort and makes them feel secure. The seat is also inclined, which makes napping more comfortable for babies who need their heads elevated. And with help from mom, baby can rock the day away—soothe, nap or play!


- Rocks with a gentle push
- Mesh sides let air flow all around baby
- Toy bunny for soothing & entertaining
- Storage pocket for little extras (Some accessories shown are not included)
- Washable insert for comfort & support
- Lightweight—easy to move around the house
- Easy push-button fold for portability & storage
- Structured insert keeps baby in comfortable position
- Three-point restraint keeps baby secure

Cuna Mecedora Recién Nacido

¡La silla infantil en la que el bebé puede dormir de la noche a la mañana!

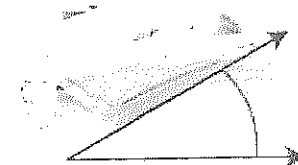
Además de usarla como el lugar ideal para mecer al bebé durante el día, también se puede usar para que el bebé duerma de noche. Incluye un asiento inclinado para que los bebés que necesitan dormir con su cabecita elevada puedan hacerlo cómodamente.

- Se mece con un ligero empujón
- Los lados de malla facilitan la circulación del aire alrededor del bebé
- Conejito de juguete para relajar y entretener al bebé
- Compartimiento para guardar cosas (Todos los accesorios mostrados se venden por separado)
- Asiento lavable para comodidad y soporte
- Ligero: Fácil de mover alrededor de la casa
- Se dobla con presionar un botón para guardarlo y llevarlo a todas partes
- Structured insert keeps baby in comfortable position
- Sujeción de tres puntos para mantener seguro al bebé




Gently rock to soothe baby

Es una silla mecedora perfecta para calmar a tu bebé



Comfortable incline helps babies who need it

Comodo reclinable para bebés que lo necesitan



CONTENTS & piece
CONTENIDOS & pieza

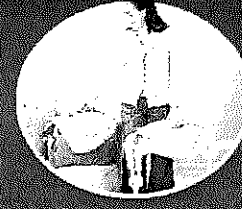

Fisher-Price baby products

WILLIAMS-SOFA.COM © 2001 Fisher-Price Inc. All rights reserved.

Fisher-Price

Newborn Rock 'n Play Soother

Cuna Mecedora Recién Nacido



Fisher-Price


Newborn Rock 'n Play Soother
Cuna Mecedora Recién Nacido



Perfect for naps...



...and for playtime!



Comfortable incline
for babies who need it

Fisher-Price

Newborn Rock 'n Play Soother

Cuna Mecedora Recién Nacido


Soothe, nap or play!

¡Sea de noche o sea de día, relájate, duerme o juega con alegría!



Naptime and playtime
all in one!

Maximum weight:
Birth to 25 lbs.
Cuidad máxima: 11,3 kg




Comfortable incline
helps babies who
need it

Comoda inclinación para
bebés que lo necesitan



Convenient height
for mom

Altura conveniente para mamá



Folds easily for
portability & storage!

Se dobla fácilmente para
portabilidad y almacenamiento

Requiere peso del usuario para usarlo de forma
adecuada y segura.
Necesita peso para que funcione correctamente
y asegure la seguridad de la cuna.

Fisher-Price

Newborn Rock 'n Play Soother
Cuna Mecedora Recién Nacido

Perfect for naps...

Comfortable incline helps babies
who need it

Comoda inclinación para bebés
que lo necesitan

...and for playtime!

Convenient height for mom

Folds easily for portability & storage!



Requiere peso del usuario para usarlo de forma
adecuada y segura.
Necesita peso para que funcione correctamente
y asegure la seguridad de la cuna.

R

Fisher-Price

Newborn Rock 'n Play Soother

Cuna Mecedora Recién Nacido



Fisher-Price

Newborn Rock 'n Play Soother
Cuna Mecedora Recién Nacido



Perfect for naps...



...and for playtime!



Comfortable incline for babies who need it.


Fisher-Price

Newborn Rock 'n Play Soother

Cuna Mecedora Recién Nacido

Soothe, nap or play!

¡Sea de noche o sea de día, relájate, duerme o juega con alegría!



Naps and playtime all in one!

Maximum weight:
Birth to 25 lbs.
Peso máximo: 11.3 kg

Convenient height for mom

Altura conveniente para mamá

Comfortable incline helps babies who need it

¡Se sienta cómodo para bebés que lo necesitan!

Folds easily for portability & storage!

Se dobla fácilmente para portabilidad y almacenamiento

ADULT ASSEMBLY REQUIRED.

Requiere montaje por parte de un adulto.

REQUIERE MONTAJE POR PARTE DE UN ADULTO.

Requiere montaje por parte de un adulto.

Requiere montaje por parte de un adulto. Revisa las instrucciones para el montaje correcto.

Fisher-Price

Newborn Rock 'n Play Soother
Cuna Mecedora Recién Nacido



Comfortable incline helps babies who need it



Cómodo para bebés que lo necesitan



Folds easily for portability & storage!

Se dobla fácilmente para portabilidad y almacenamiento

Requiere montaje por parte de un adulto. Revisa las instrucciones para el montaje correcto.

R

legal, professional or other privilege. If you are not the intended recipient, you must not review, copy, disseminate, disclose to others or take action in reliance of, any material contained within this email. If you have received this email in error, please let the ACCC know by reply email to the sender informing them of the mistake and delete all copies from your computer system. For the purposes of the Spam Act 2003, this email is authorised by the ACCC www.accc.gov.au

以上訊息 (包括任何附件) 只供本訊息的指定收件者使用。本訊息可能包含美泰的機密及 / 或商業秘密資料。若您不是本訊息的指定收件者, 請不要拷貝、傳送或使用本訊息作任何用途, 並請立即刪除本訊息及通知發送者。

This message (including any attachments) is only for the use of the person(s) for whom it is intended. It may contain Mattel confidential and/or trade secret information. If you are not the intended recipient, you should not copy, distribute or use this information for any purpose, and you should delete this message and inform the sender immediately.

IMPORTANT: This email from the Australian Competition and Consumer Commission (ACCC), and any attachments to it, contains information that is confidential and may also be the subject of legal, professional or other privilege. If you are not the intended recipient, you must not review, copy, disseminate, disclose to others or take action in reliance on, any material contained within this email. If you have received this email in error, please let the ACCC know by reply email to the sender informing them of the mistake and delete all copies from your computer system. For the purposes of the Spam Act 2003, this email is authorised by the ACCC www.accc.gov.au



Fisher-Price®

R6070

IMPORTANT! Please keep these
instructions for future reference.
Please read these instructions before
assembly and use of this product.
Adult assembly is required.
No tools required for assembly.





**CONSUMER ASSISTANCE
AYUDA AL CONSUMIDOR
SERVICE À LA CLIENTÈLE**

1-800-432-5437 (US & Canada)



service.fisher-price.com

Fisher-Price, Inc., 636 Girard Avenue, East Aurora, NY 14052.

Hearing-impaired consumers/Clientes con problemas auditivos/
Pour les malentendants: 1-800-382-7470.

In Mexico: 59-05-51-00 Ext. 5205 ó 01-800-463-59-89

CANADA

Mattel Canada Inc., 6155 Freemont Blvd., Mississauga, Ontario L5R 3W2.

R

Fisher Price, Inc., a subsidiary of Mattel, Inc., East Aurora, NY 14052 U.S.A.
©2009 Mattel, Inc. All Rights Reserved. ® and ™ designate U.S. trademarks of Mattel, Inc.

Consumer Information



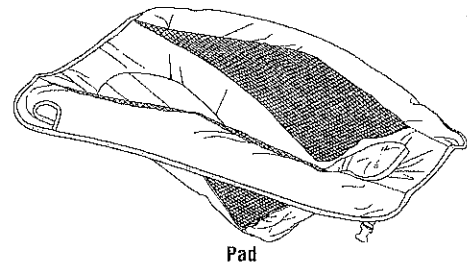
WARNING

Failure to follow these warnings and the instructions could result in serious injury or death.

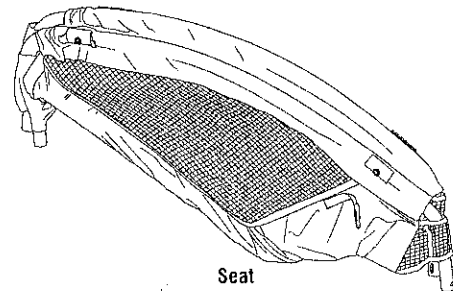
- ALWAYS use the restraint system.
- ALWAYS use the pad provided, which includes the restraint. NEVER add a mattress, pillow, comforter, or padding.
- **SUFFOCATION HAZARD** - Infants can suffocate:
 - in gaps between an extra pad and the side of the product.
 - on soft bedding.
- **FALL HAZARD** - To prevent falls, DO NOT use this product when the infant begins to push up on hands and knees, can pull up or sit unassisted or has reached 25 lb. (11 kg), whichever comes first.
- Strings can cause strangulation! NEVER place items with a string around a child's neck such as hood strings or pacifier cords. NEVER suspend strings over product or attach strings to toys.
- NEVER place product near a window where cords from blinds or drapes can strangle a child.
- To reduce the risk of Sudden Infant Death Syndrome (SIDS), pediatricians recommend healthy infants be placed on their backs to sleep, unless otherwise advised by your physician.

IMPORTANT! Before assembly and each use, inspect this product for damaged hardware, loose joints, missing parts or sharp edges. DO NOT use if any parts are missing or broken. Contact Fisher-Price® for replacement parts and instructions if needed. Never substitute parts.

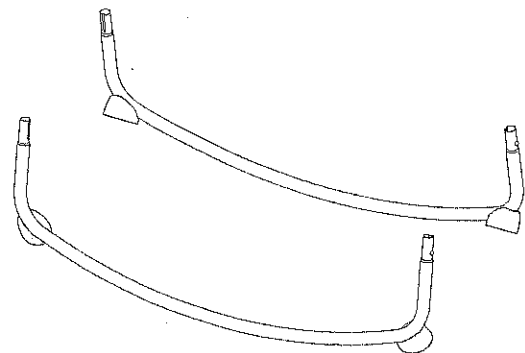
Assembled Parts



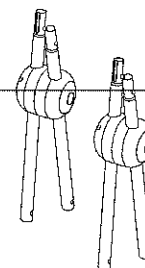
Pad



Seat



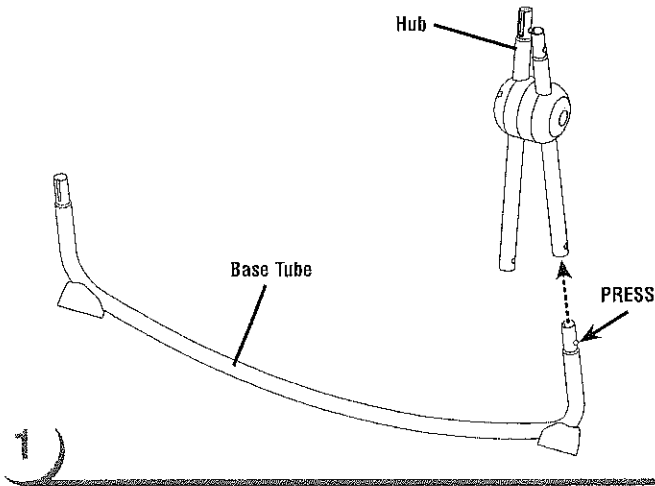
2 Base Tubes



2 Hubs

Assembly

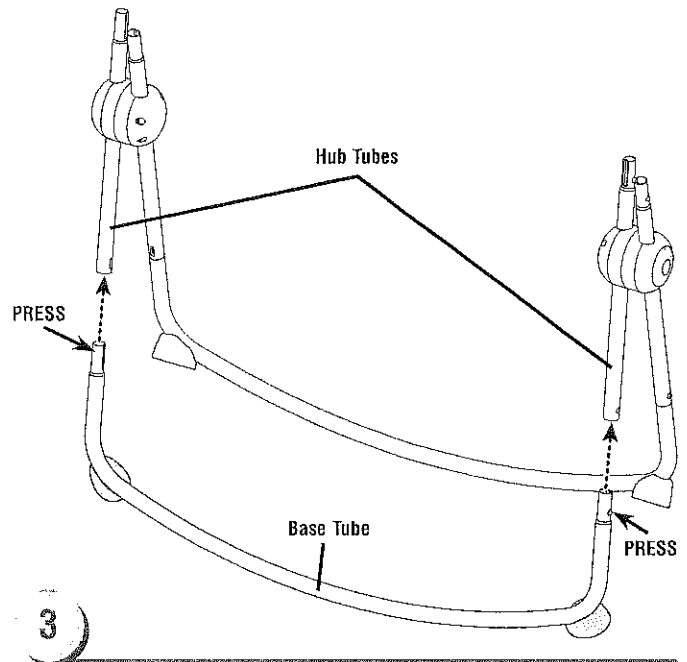
Hint: You may need the help of another adult to steady the product during assembly steps 1-4.



- While pressing the button on the end of one of the base tubes, fit it into a tube on one of the hubs, as shown.

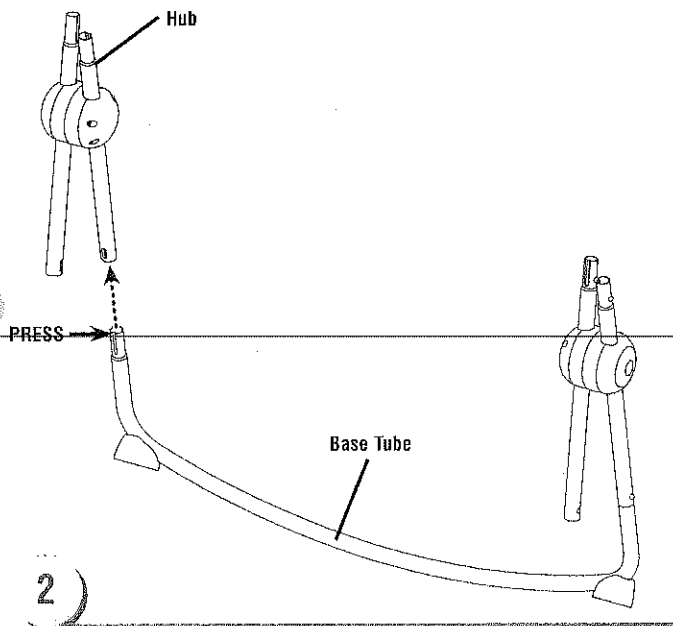
Hint: Each hub is designed to fit on the base tubes one way. If one of the hub tubes does not seem to fit, try the other tube.

- Make sure the button on the base tube “snaps” into place. Pull up on the hub to be sure it is secure.

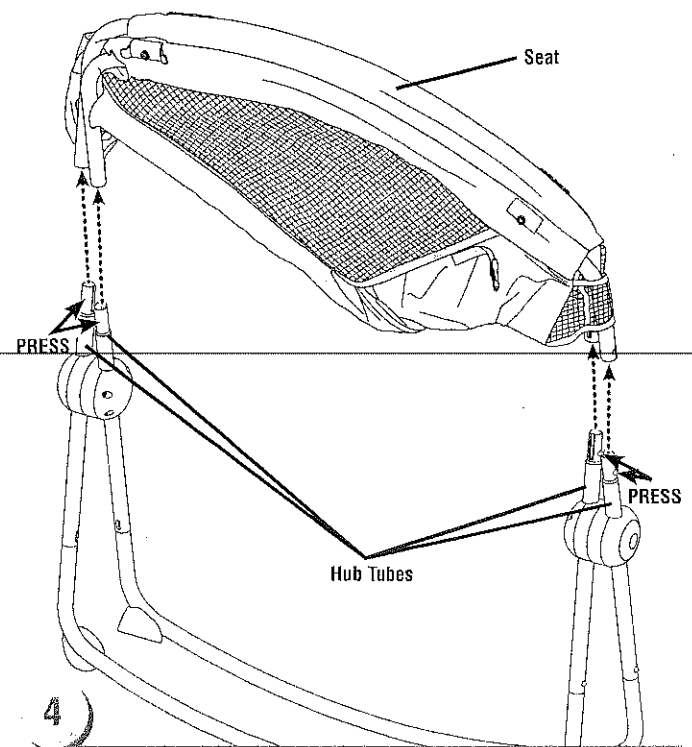


- While pressing the buttons on the remaining base tube ends, fit them into the remaining hub tubes.

Hint: Each hub is designed to fit onto the base one way. If either does not seem to fit, turn the base around and try again!



- While pressing the button on the other end of the base tube, fit it into a tube on the remaining hub, as shown.
- Make sure the button on the base tube “snaps” into place. Pull up on the hub to be sure it is secure.



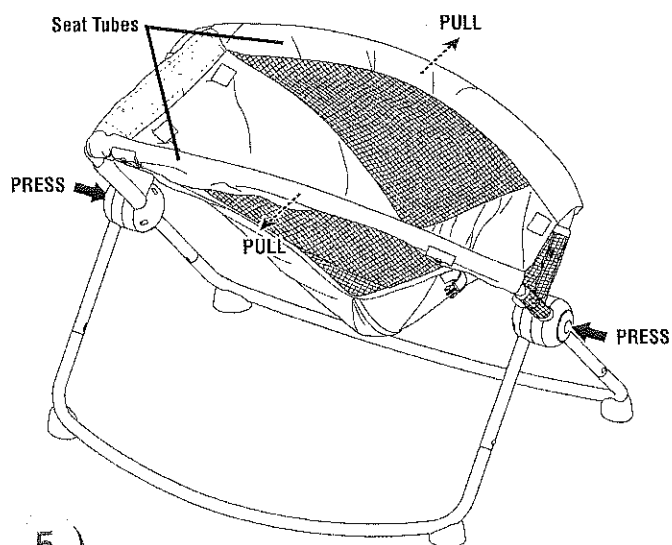
- While pressing the buttons on the hub tubes, insert them into the tubes on the seat.

Hint: The seat is easier to assemble if the base remains in its folded position.

- Make sure each button on the hub tubes “snaps” into place. Pull up on the seat to be sure it is secure to all four base hub tubes.

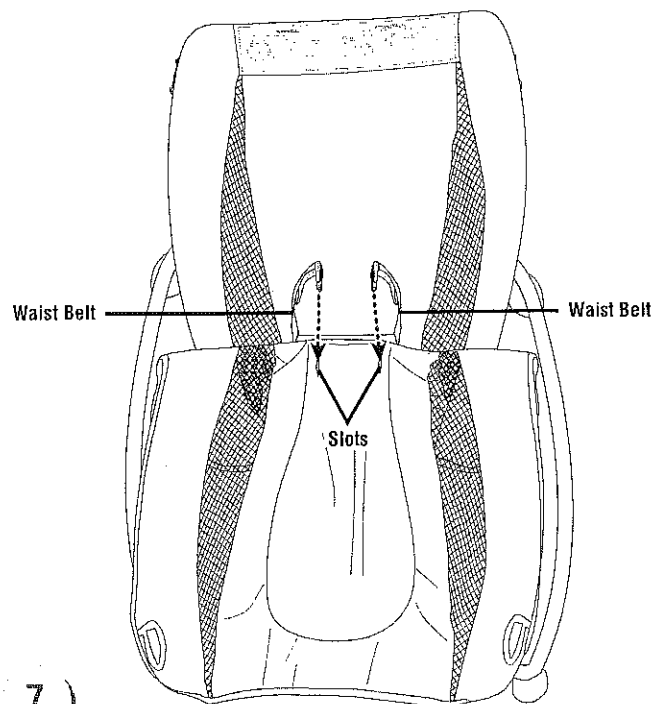
4

Assembly



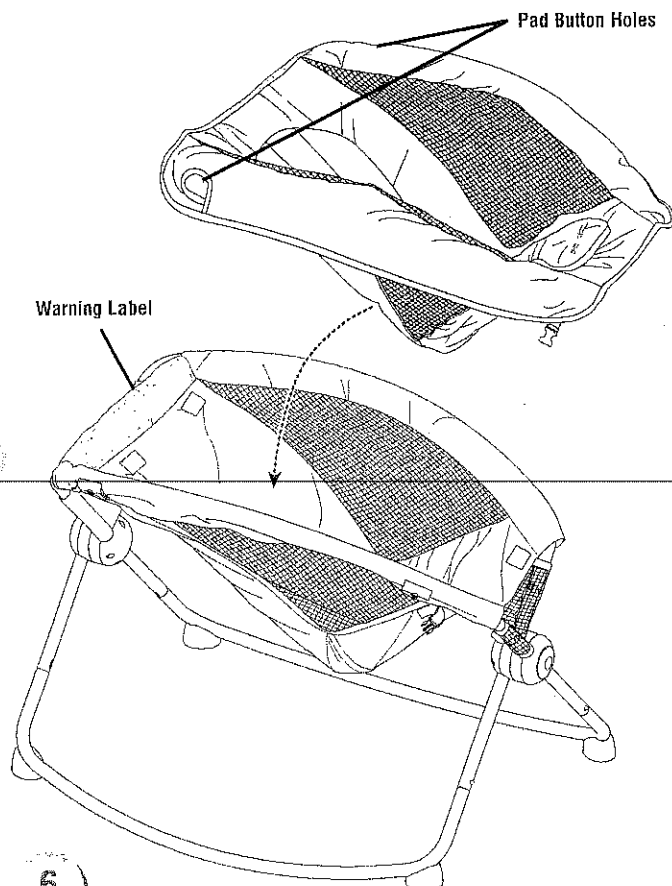
5

- Press the button on each hub and pull apart the seat tubes.
- Make sure you hear a **"click"** on each end.



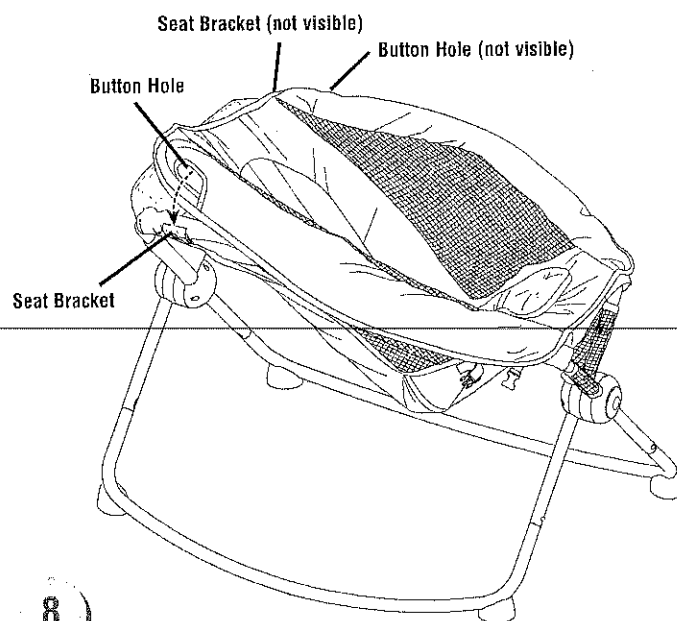
7

- Fold the top of the pad down and insert the waist belts through the slots in the pad. Make sure the waist belts are not twisted.



6

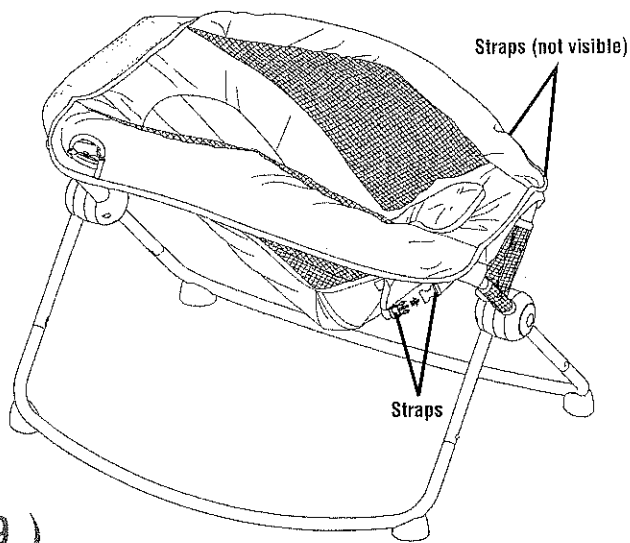
- Position the pad so that the button holes are toward the warning label on the seat.
- Place the pad on the seat.



8

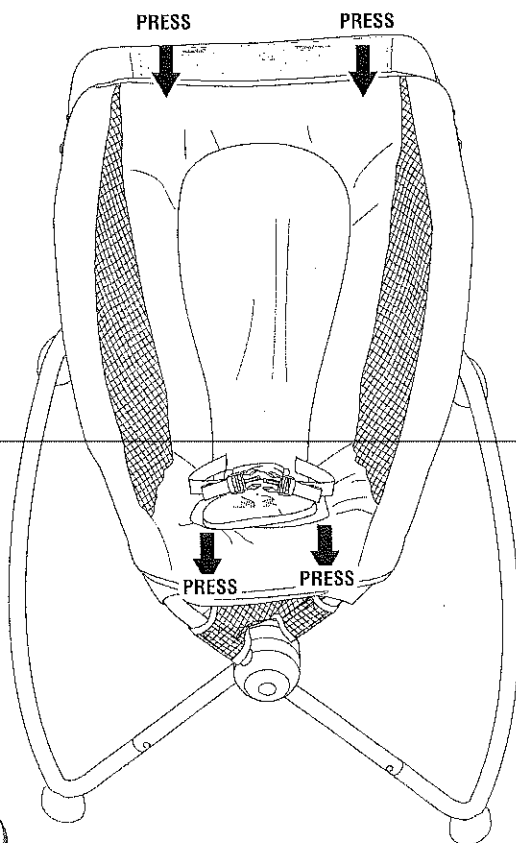
- Fold the top of the pad up to fit it back into the seat.
- Fit the button holes on the pad around the brackets on the seat.

Assembly



9

- Pull the bottom of the pad around the seat.
- Buckle the straps on the pad to the straps on the seat. Make sure you hear a "click" on both sides.



10

- Press the pad edges onto the fasteners on the seat.

Securing Your Child



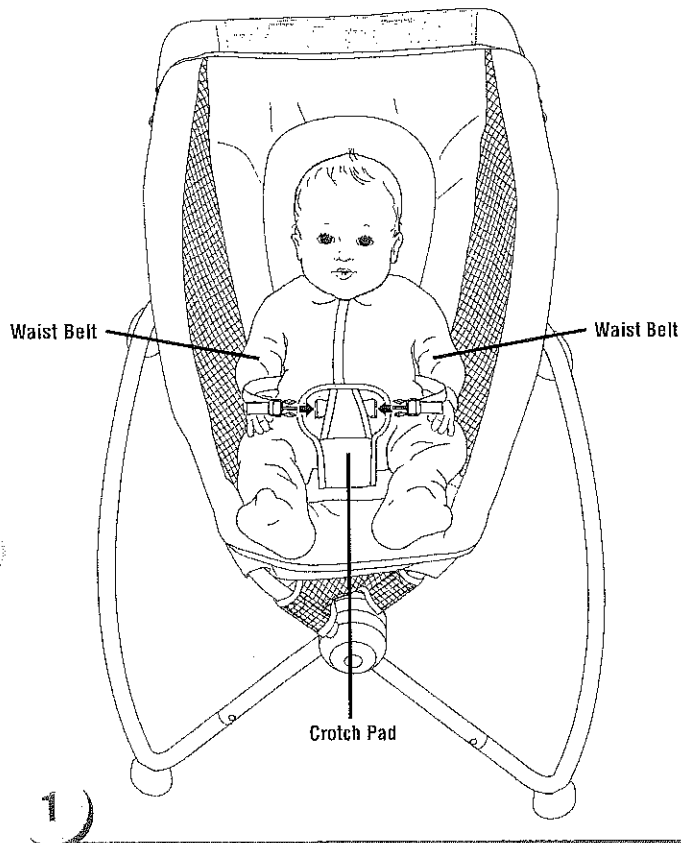
WARNING

Failure to follow these warnings and the instructions could result in serious injury or death.

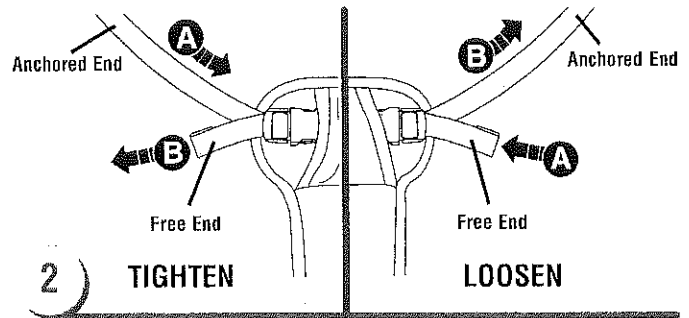
- ALWAYS use the restraint system.
- ALWAYS use the pad provided, which includes the restraint. NEVER add a mattress, pillow, comforter, or padding.
- **SUFFOCATION HAZARD** - Infants can suffocate:
 - in gaps between an extra pad and the side of the product.
 - on soft bedding.
- **FALL HAZARD** - To prevent falls, DO NOT use this product when the infant begins to push up on hands and knees, can pull up or sit unassisted or has reached 25 lb. (11 kg), whichever comes first.
- Strings can cause strangulation! NEVER place items with a string around a child's neck such as hood strings or pacifier cords. NEVER suspend strings over product or attach strings to toys.
- NEVER place product near a window where cords from blinds or drapes can strangle a child.
- To reduce the risk of Sudden Infant Death Syndrome (SIDS), pediatricians recommend healthy infants be placed on their backs to sleep, unless otherwise advised by your physician.



Securing Your Child



- Place your child in the seat.
- Position the crotch pad between your child's legs.
- Fasten both waist belts to the crotch pad. Make sure you hear a "click" on both sides.
- Tighten each waist belt so that the restraint system is snug against your child. Please refer to the next section for instructions to tighten the waist belts.
- Check to be sure the restraint system is securely attached by pulling it away from your child. The restraint system should remain attached.



To tighten the waist belts:

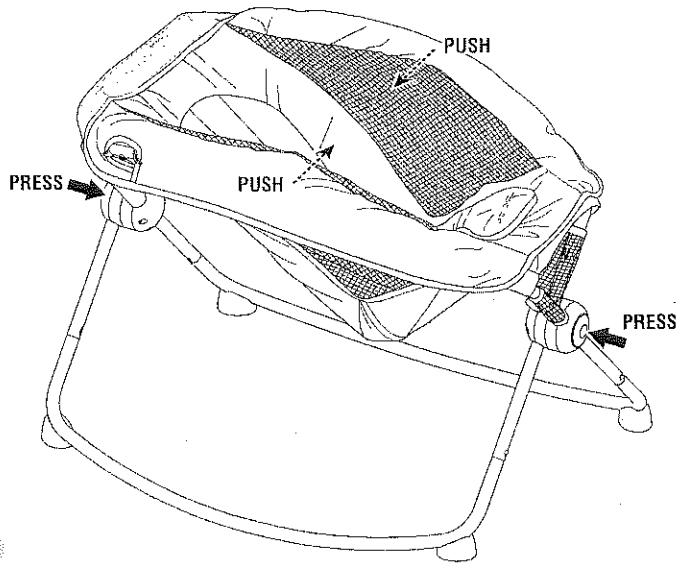
- Feed the anchored end of the waist belt up through the buckle to form a loop **A**. Pull the free end of the waist belt **B**.

To loosen the waist belts:

- Feed the free end of the waist belt up through the buckle to form a loop **A**. Enlarge the loop by pulling on the end of the loop toward the buckle. Pull the anchored end of the waist belt to shorten the free end of the waist belt **B**.

Note: Check to be sure the restraint is securely attached by pulling it away from your child.

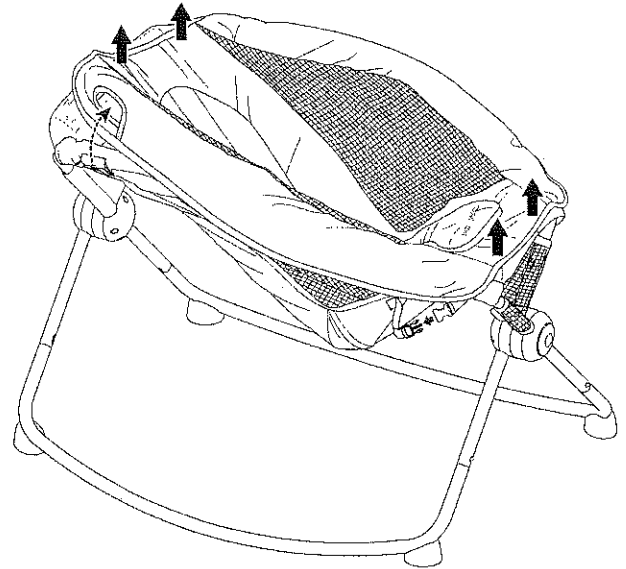
Storage



- Press the button on each hub and push the seat tubes together.
- Lean against a wall for storage.

Care

- The pad and toy are machine washable. Wash separately in cold water on the gentle cycle. Do not use bleach. Tumble dry the pad separately on low heat and remove promptly.
- The frame may be wiped clean using a mild cleaning solution and a damp cloth. Do not use bleach. Do not use harsh or abrasive cleaners. Rinse clean with water to remove residue.



To remove the pad:

- Unbuckle the restraint system.
- Unfasten the pad button holes from the seat brackets.
- Unbuckle the straps on the pad and the seat.
- Pull the pad off the fasteners.
- Pull the restraint system down through the slots in the pad. Remove the pad from the seat.
- To replace the pad, follow the assembly instructions.





Consumer Relations

Welcome to the Consumer Relations section of the Fisher-Price® Website! Follow these steps to find an answer to your question.

Step 1

Frequently Asked Questions

See if your question has already been answered.
FAQ for Fisher-Price® toys and children's products

Step 2

How to use fisher-price.com

Take full advantage of all of our site's features!
Set your browser for an optimal viewing experience!

Step 3

Product Recall Information

Click here to find out about product recalls.

Step 4

Still have questions?...

Visit <http://www.service.mattel.com/>, the official Fisher-Price® Consumer Relations site to obtain information regarding Fisher-Price® toys and children's products.



Call us toll-free:

Australia: 1-300-135-312
New Zealand: 0800 174 063

www.fisher-price.com/au [Site Map](#)

[Back](#)

FISHER-PRICE PRIVACY POLICY | FISHER-PRICE LEGAL TERMS & CONDI'
© 2010 Mattel, Inc. All Rights Reserved
Use of this AU or NZ site signifies your acceptance of the terms and conditions c
Not all Products Available in all Markets

R